


Cooperation possibilities in the EMFF

Lorena van de Kolk




New elements for 2014-2020

- More attention on results
- Broader provisions for cooperation


Eligible operations within the EMFF:

- a) preparatory support;
- b) implementation of CLD strategies;
- c) **cooperation activities**;
- d) running costs and animation.


Cooperation between local partnerships is therefore an important development tool which should be supported by the EMFF



Finding a cooperation idea




- Cooperation as an **integral part of the LDS**
-> specific tools to identify cooperation leads
- Cooperation as a **solution to a local problem**
-> e.g. how to deal with some invasive species
- Cooperation with other partners for **more impact / achieving common goals**
-> e.g. for an efficient tourism strategy, you may need a critical mass of partners



Cooperation in the national OPs

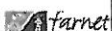
- Cooperation projects in Lithuania – framework to be developed
- RO, IE, CY, LV, PT : centralized
- ES, UK: regional level



Cooperation in the EMFF

Eligible support for:

- Inter-territorial or transnational cooperation projects;
- Preparatory technical support for cooperation projects
- **Inter-territorial cooperation:** cooperation within a MS
- **Transnational Cooperation :** cooperation between territories in several Member States or cooperation between at least one territory of a Member State and one or more territories in third countries.



Cooperation in the EMFF

- **Partners can be:**
 - Other FLAGs (from the same or other MS)
 - Local public-private partnership that is implementing a community-led local development strategy within or outside the Union.
- If co-operation projects not selected by the FLAGs:
 - MS must establish a system to facilitate cooperation, make public the administrative procedures and list of eligible costs max. 2 years after OP approval.
 - Administrative decisions on cooperation projects – no later than 4 months after project submission.
- Member States shall communicate to the Commission the approved transnational cooperation projects



Examples in Cooperation


The collage shows two project posters. The left poster is titled 'Mar Galega' and features a coastal scene with the word 'Turism' at the bottom. The right poster is titled 'Experiencias marieiras na Costa Noroeste Galega' and shows a group of people in a museum setting with the word 'Culture' at the bottom.



This block contains two project posters. The top poster is for 'MORADA ATLÁNTICA' with the title 'Gastronomy' and subtitle 'Morada Atlántica: Linking Atlantic gastronomy to an Atlantic thematic museums network'. The bottom poster is for 'candieira' with the title 'Women' and subtitle 'Candieira, a Rede de apoio á muller da costa galega organiza os primeiros encontros locais'. It includes a logo of a fishing net and various institutional logos.



Project ideas



Seals and contaminants: looking at how to prevent seal and cormorant damages in ecologically sustainable, bird and seal friendly way – benchmarking and transferring good practices between the regions, including nature-based tourism, i.e. positive, sustainable ways of dealing with the issue, e.g. seal and cormorant tourist safaris

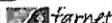
Finland
Estonia
Sweden
Denmark

Natural or adjacent fishing villages


Europe Heritage Tourism fair

European campaign for “Fisherman’s Europe pass” + European recruitment site for (young) fishermen making employment mobility easy

FR
EN



Project ideas



1. support local administrations and businesses of the Adriatic to the development of operational protocols for the management of discards
2. improving the image of fishing communities and fishermen


Idea by Italian FLAGs

Exchange of administrative for youth


MSR areas C coast (FR)

Tourism and promotion of local products, including joint participation in Alimentaria 2018 fair

ES, FR, IT



Project ideas



Young Camps on Fisheries


EE, FI

EU youth quality network for young fishermen

MS FLAGs (Malta)

New start-up company models for young unemployed people




North Sardinia FLAG



Organizing the first meeting(s)


- Might take place:
 - At an event or a ‘third’ location
 - In one of the partner areas
 - In each one of the partner areas...
- Combine time for **work and informal networking** between participants
 - getting to know each other, the area and its local actors
- **Objective:** agree on common objectives and on the outline of the cooperation project
- Can be funded from **preparatory technical support**

Prior preparation for the visit(s) to lead to strong results !!!

Writing the cooperation project

- By one FLAG or by several partners
- Content:
 - Objectives and proposed activities
 - Partners, including lead partner where relevant
 - who carries out which actions (joint & local actions)
 - Timeline (and deadlines)
 - Budget (global and per partner)
(taking into account lead partner's role, if relevant)
- Sign partnership agreement between FLAGs



Project selection / approval

- **Project selection**
 - a. By FLAG board, when organised at FLAG level
 - b. By MA or region, when organised at regional/national level
 - c. By MA or region, even when organised at FLAG level (rare)
- **Project approval** (eligibility check) by MA/Region

-> Essential issue: avoiding delays and blockages
-> Avoid linking implementation start to approvals in other FLAG areas

Implementing the project

- Ensuring close coordination
- Driving the project forward together
- Deadlines respected
- Ongoing oversight and review (need for flexibility)



Thank you for your attention

The content and views expressed in this presentation are those of the FARNET Support Unit and not those of the European Commission.